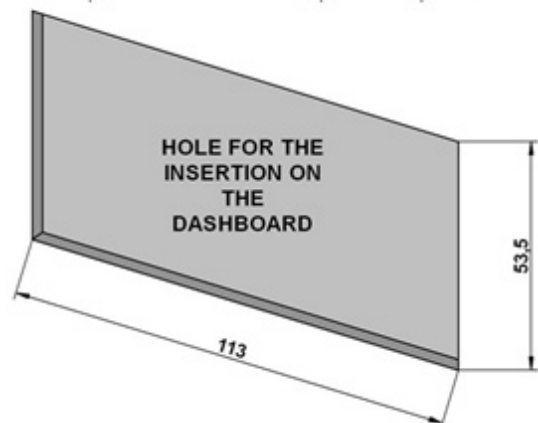
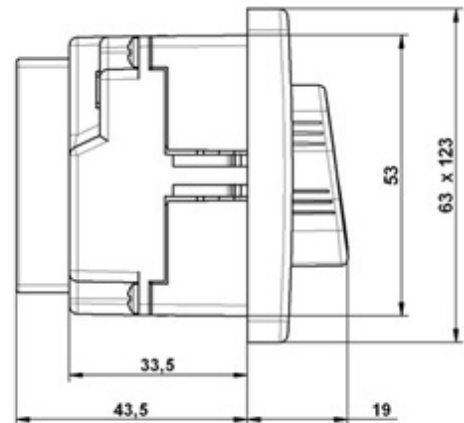
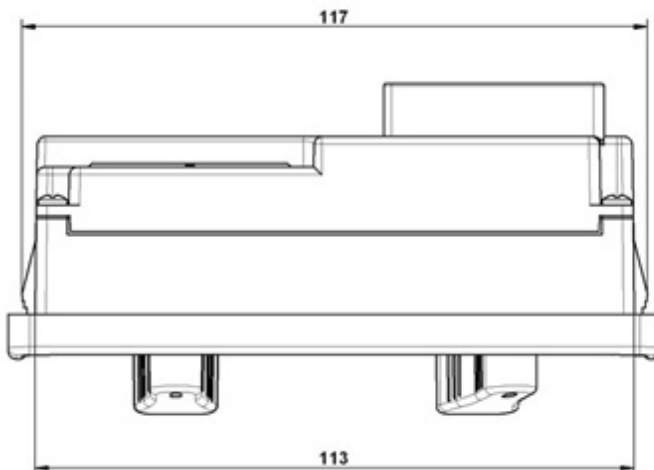
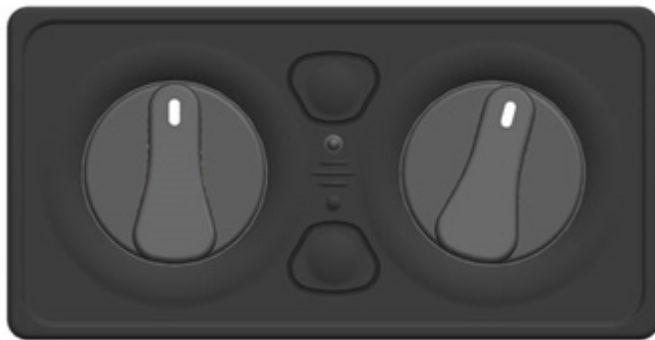


DKL - Double Knob Line

**Manual Control Unit - 3 Blower Speeds -  
A/C Push Button**  
Centralina Manuale - 3 Velocità di Ventilazione -  
Tasto A/C

Z01.65.055 (12V) - Z01.65.056 (24V)

**MECHANICAL DIMENSIONS**  
DIMENSIONI MECCANICHE



**LIST OF MATERIALS**  
ELENCO COMPONENTI

<b>Description</b> Descrizione	<b>Q.ty</b> Q.tà	<b>P/N 12V</b>	<b>P/N 24V</b>
<b>Control Unit</b> Centralina	01	V02.65.030	V02.65.030
<b>DC Motor Water Valve Kit</b> Kit Valvola Motorizzata	01	61.01.297	61.01.298
<b>Connector and Pin Kit</b> Kit Pin e Connettori	01	61.01.318	61.01.318
<b>Complete Kit (Relay not included)</b> Kit Completo (Relè non incluso)	01	Z01.65.055	Z01.65.056