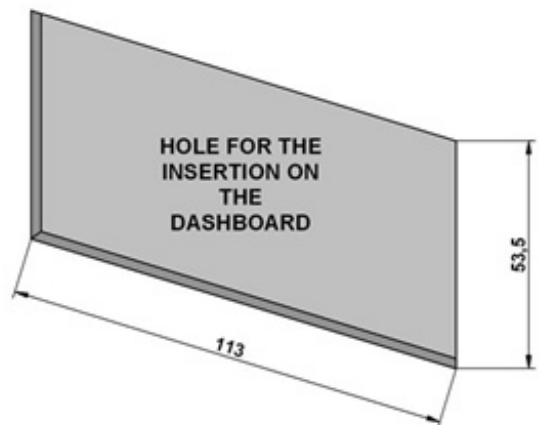
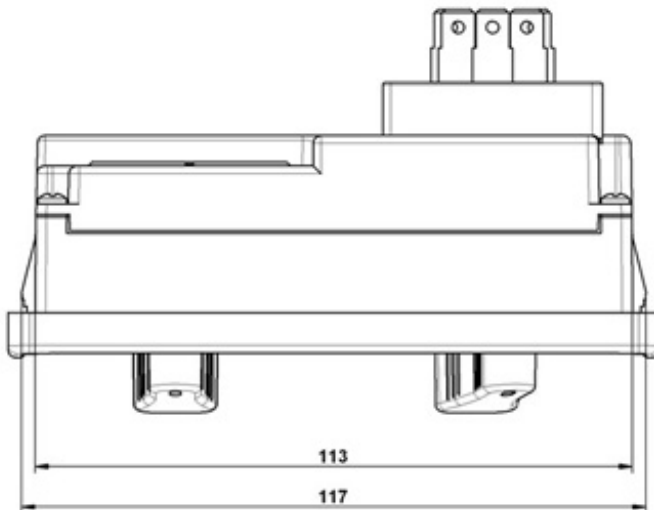
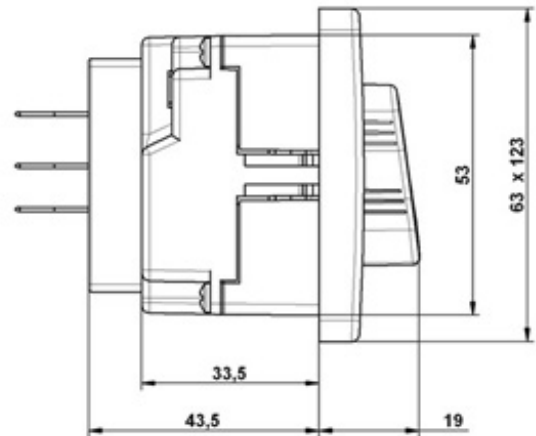
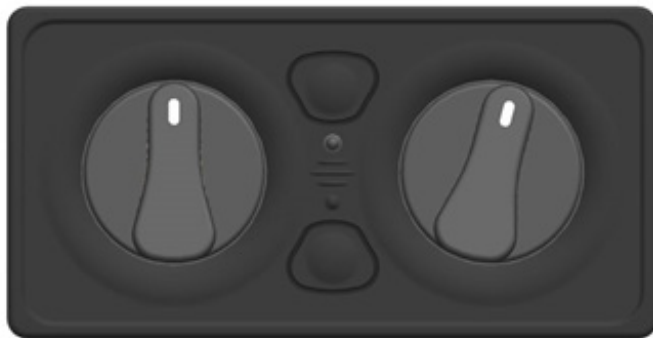


DKL - Double Knob Line

**Manual Control Unit - 3 Blower Speeds -  
A/C and Defroster Push Buttons**  
Centralina Manuale - 3 Velocità di Ventilazione -  
Tasti A/C e Defrost

Z01.65.011 (12V) - Z01.65.012 (24V)

**MECHANICAL DIMENSIONS**  
DIMENSIONI MECCANICHE



**LIST OF MATERIALS**  
ELENCO COMPONENTI

| <b>Description</b><br>Descrizione   | <b>Q.ty</b><br>Q.tà | <b>P/N 12V</b> | <b>P/N 24V</b> |
|---|---------------------|----------------|----------------|
| <b>Control Unit</b><br>Centralina   | 01                  | V02.65.006     | V02.65.006     |
| <b>DC Motor Water Valve Kit</b><br>Kit Valvola Motorizzata                  | 01                  | 61.01.297      | 61.01.298      |
| <b>Connector and Pin Kit</b><br>Kit Pin e Connettori                        | 01                  | 61.01.318      | 61.01.318      |
| <b>Complete Kit (Relay not included)</b><br>Kit Completo (Relè non incluso) | 01                  | Z01.65.011     | Z01.65.012     |